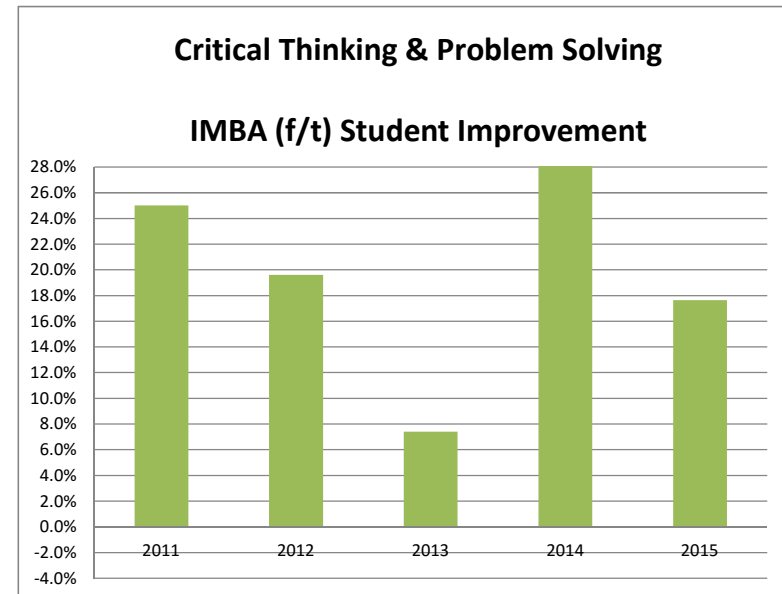
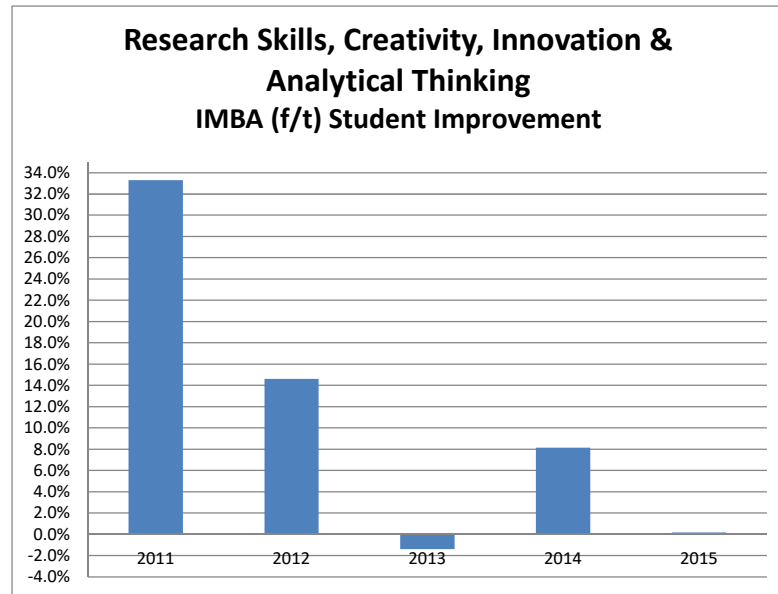
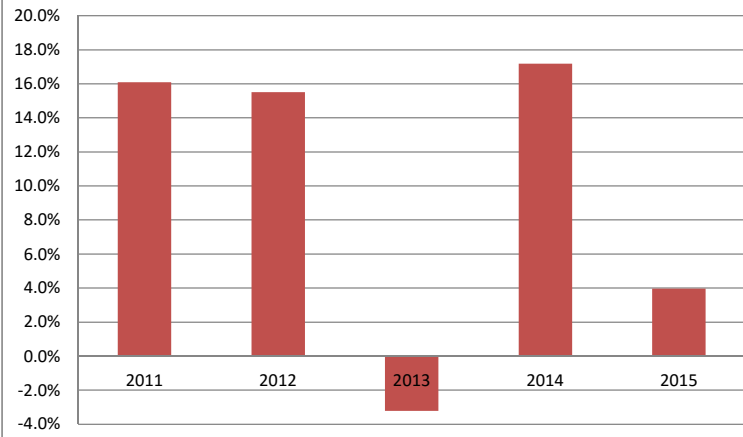


Average student improvement per skill set on Case Analysis I and II					
IMBA Program (full time)	Research Skills, Creativity, Innovation & Analytical Thinking	Critical Thinking & Problem Solving	Leadership & Strategic Perspective	Written Communications	Total Score % Increase/Decrease
2011	33.3%	25.0%	16.1%	17.9%	24.0%
2012	14.6%	19.6%	15.5%	13.9%	15.7%
2013	-1.4%	7.4%	-3.2%	7.0%	2.1%
2014	8.1%	29.0%	17.2%	22.6%	18.5%
2015	0.2%	17.6%	4.0%	13.4%	8.1%



Leadership & Strategic Perspective

IMBA (f/t) Student Improvement



Written Communications

IMBA (f/t) Student Improvement

