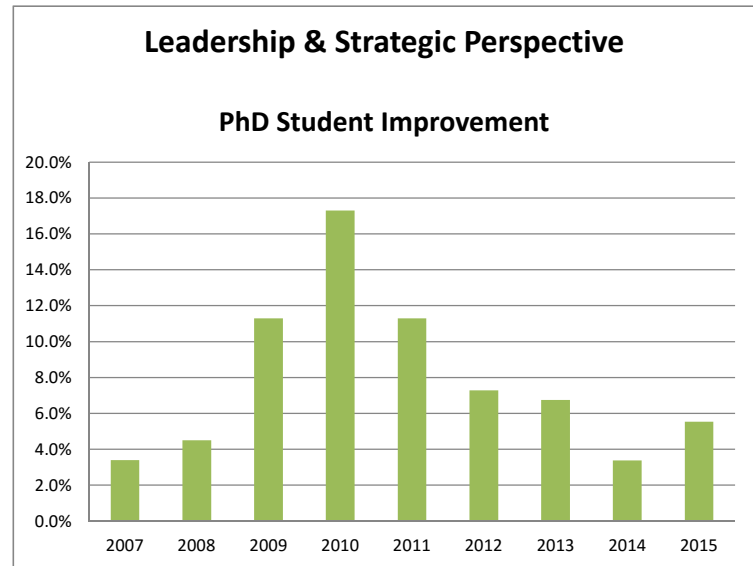
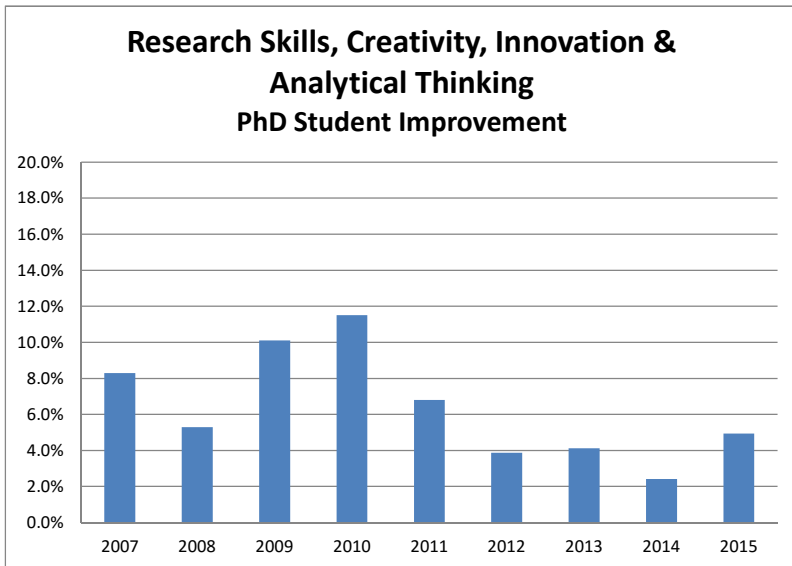
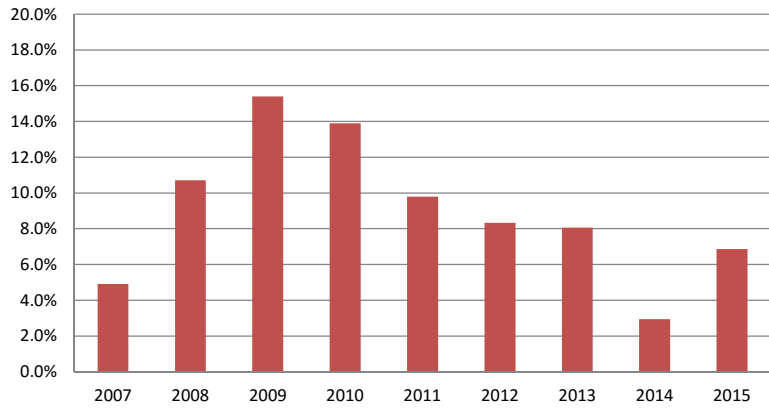


Average student improvement per skill set on Case Analysis I and II					
PhD Program	Research Skills, Creativity, Innovation & Analytical Thinking	Critical Thinking & Problem Solving	Leadership & Strategic Perspective	Written Communications	Total Score % Increase/Decrease
<u>2007</u>	8.3%	4.9%	3.4%	9.2%	6.3%
<u>2008</u>	5.3%	10.7%	4.5%	5.8%	6.5%
<u>2009</u>	10.1%	15.4%	11.3%	5.0%	10.7%
<u>2010</u>	11.5%	13.9%	17.3%	11.1%	13.4%
<u>2011</u>	6.8%	9.8%	11.3%	8.5%	9.0%
<u>2012</u>	3.9%	8.3%	7.3%	8.7%	6.8%
<u>2013</u>	4.1%	8.1%	6.7%	8.4%	5.3%
<u>2014</u>	2.4%	2.9%	3.4%	3.9%	3.1%
<u>2015</u>	4.9%	6.9%	5.5%	NA	4.5%



Critical Thinking & Problem Solving

PhD Student Improvement



Written Communications

PhD Student Improvement

